



2025 Preliminary Draft Capital and Rate-Supported Operating Budgets



Presenter: Andrea Tang | October 21, 2024

Agenda

1. Capital Budget
2. Multi-Year Capital Plan
3. Rate-Supported Operating Budgets
4. Next Steps



1. Capital Budget Definitions

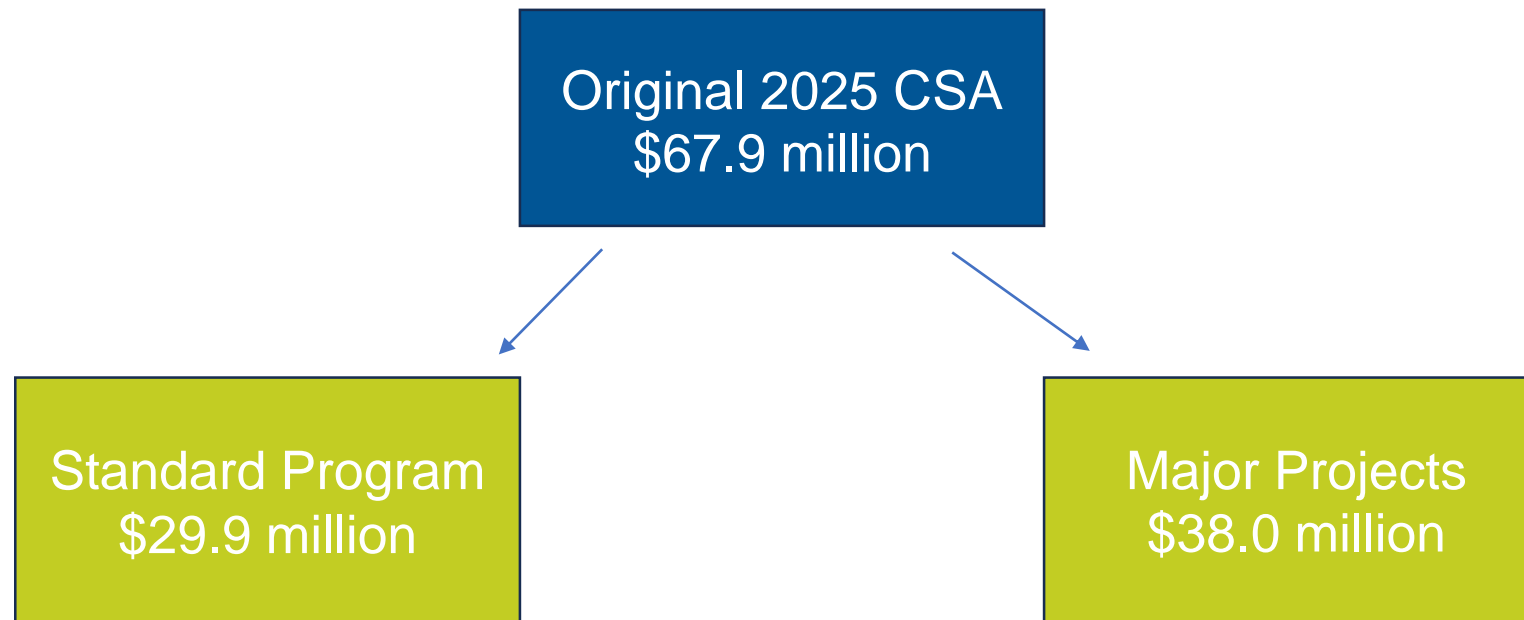
- Capital Budget - approved funding for the purchase, construction and financing of capital assets
- There are two capacity tests:
 - Resource – that the projects can be delivered
 - Financial – that funding is limited to availability of each individual source
- Capital Program - list of projects contained within the Capital Budget
- Capital Spending Authority - total of all approved capital expenditures for current and future years to complete the project



1. Capital Budget

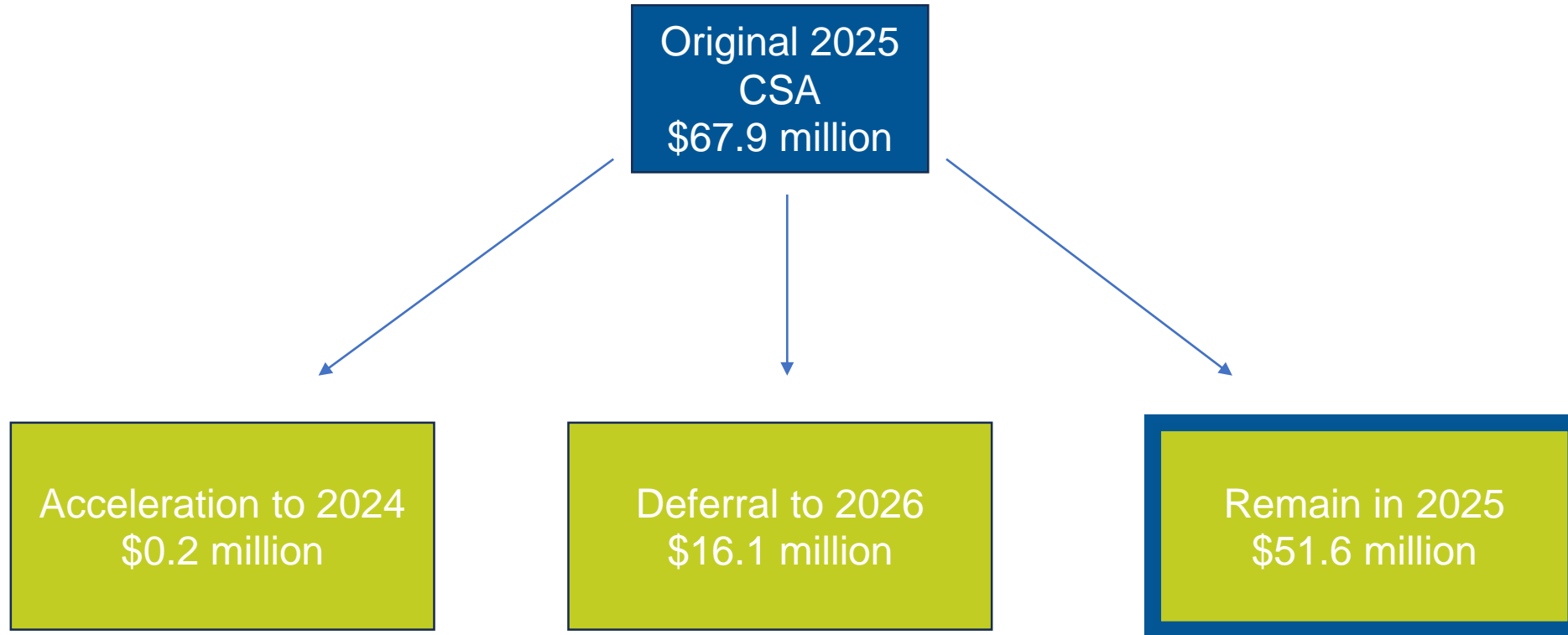
2025 Capital Spending Authority

- 2025 Capital Spending Authority (CSA) - 2024 approved projects that will continue in future years with approved future funding to complete the projects

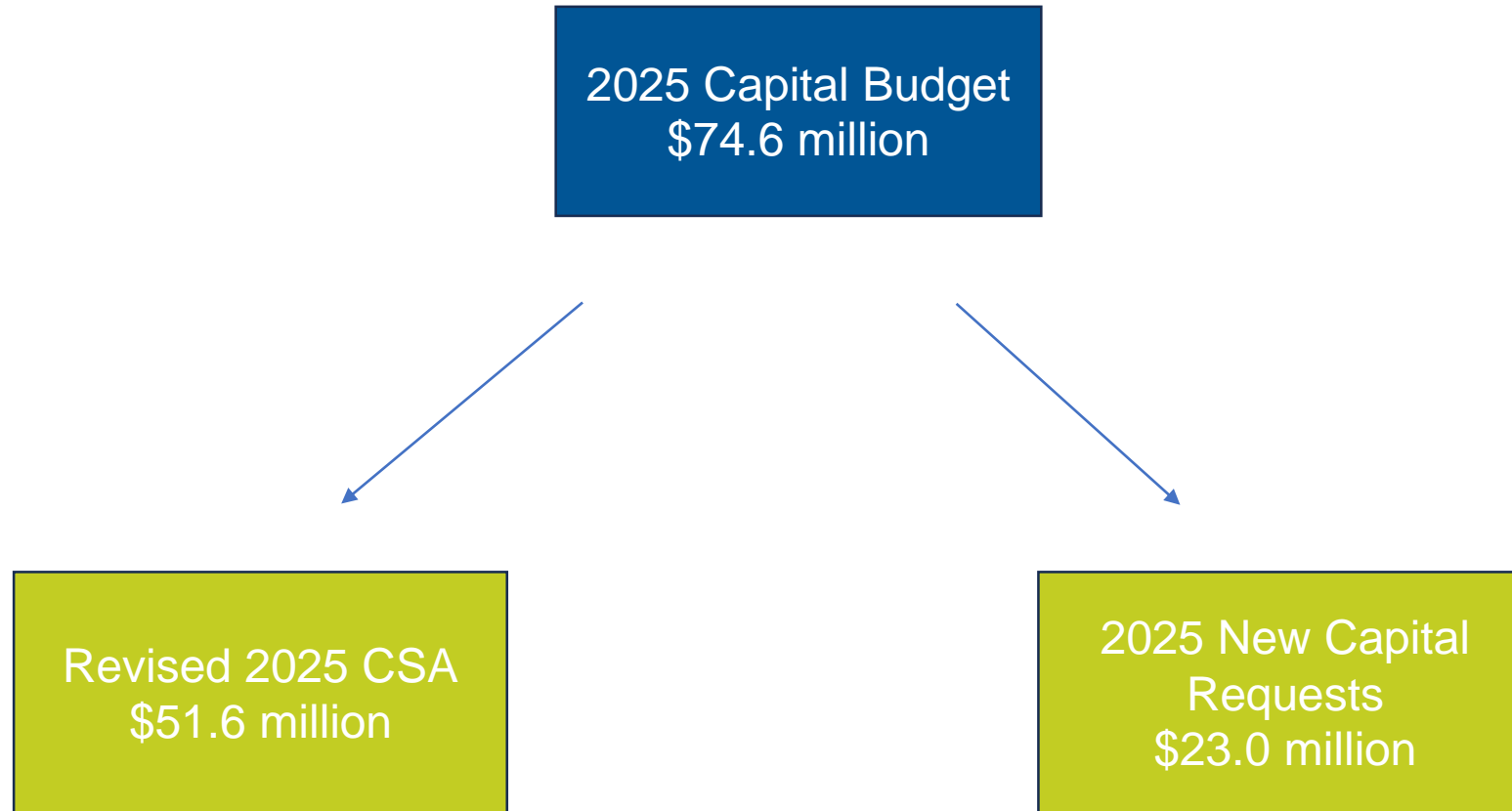


1. Capital Budget

Changes to 2025 Capital Spending Authority



1. Capital Budget



1. Capital Budget

2025 Capital Budget and Capital Spending Authority

Category (\$ in millions)	2025 Budget	2026 CSA*	2027 CSA*	2028 CSA*
Standard Program	30.1	32.4	3.4	0.3
Major Projects	44.5	21.8	3.9	0.0
Total	74.6	54.2	7.3	0.3

- Capital Spending Authority (CSA) - 2025 approved projects that will continue in future years, and will require future funding to complete the projects

* CSA – Capital Spending Authority



Highlights



Mullock Park



Mullock Multi-use Path



New Tennis Facility



Northwest Quadrant
Multi-use path



New Pickleball Facility



New Nature Path and
Picnic area

1. Capital Budget 2025 Budget By Funding

\$ in millions	Asset Management Funds	Development Charges	Reserve and Reserve Funds	Grants and Other External Funds	Total
Replacement	19.9	0.0	0.6	6.2	26.7
Growth	0.0	26.8	9.1	0.8	36.7
Other	0.0	0.0	10.1	1.1	11.2
Total	19.9	26.8	19.8	8.1	74.6



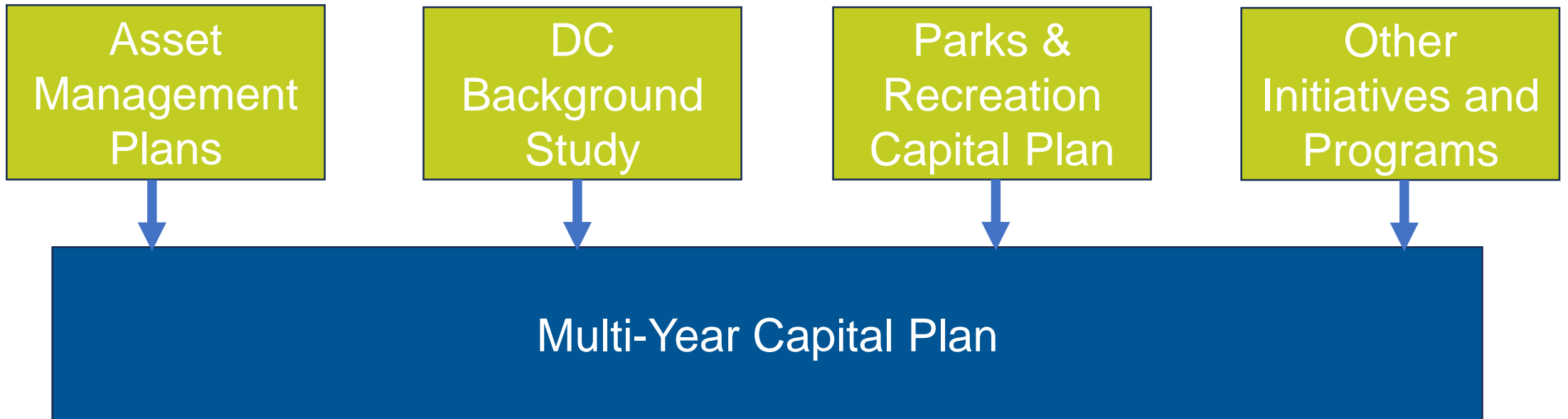
1. Capital Budget

2025 Capital Budget By Department

Department (\$ in millions)	Standard Program	Major Projects	Total
CAO's Office	0.2	0.0	0.2
CYFS	1.9	4.8	6.7
Engineering	17.6	37.9	55.5
Facilities	4.7	0.0	4.7
IT	1.7	1.8	3.5
Parks	0.6	0.0	0.6
Planning	0.3	0.0	0.3
PWS	3.1	0.0	3.1
Total	30.1	44.5	74.6



2. Multi-Year Capital Plan



2. Multi-Year Capital Plan

\$ in millions	2025	2026	2027	2028	2029
Total	74.6	60.2	52.8	50.6	40.5
<u>Funding Sources</u>					
Asset Management Fund	19.9	22.6	34.10	32.0	25.0
Development Charges	26.8	9.9	10.0	11.3	3.4
Reserve & Reserve Funds	19.8	11.5	1.6	1.1	6.6
Grants and Other External Funds	8.1	16.2	7.2	6.2	5.5
Total	74.6	60.2	52.8	50.6	40.5



3. Rate-Supported Operating Budgets Water & Wastewater

- Proposed increase of 3.5% as per the 10-Year Water & Wastewater Financial Plans
- Accounts for:
 - Region's increase of 3.3%
 - Inflation to support day-to-day operations
 - Contribution to Asset Management Fund



3. Rate-Supported Operating Budgets Water & Wastewater

\$ in millions	Water	Wastewater	Total
Revenues	\$22.9	\$26.8	\$49.7
Expenditures			
Regional Costs	11.4	17.5	28.9
Expenditures	5.5	1.7	7.2
Support Costs	1.4	1.3	2.7
AMF	4.0	5.0	9.0
Reserves	0.6	1.3	1.9
Total Expenditures	\$22.9	\$26.8	\$49.7
Net	-	-	-

Annual increase is \$49 based on annual consumption of 200m³.



3. Rate-Supported Operating Budgets Stormwater

- Increase by 3.8%
- Accounts for:
 - Inflation to support day-to-day operations
 - Contribution to Asset Management Fund



3. Rate-Supported Operating Budgets Stormwater

\$ in millions	Stormwater
Revenues	\$9.9
Expenditures	
Expenditures	1.6
Support Costs	0.2
AMF	8.0
Reserves	0.1
Total Expenditures	\$9.9
Net	-

Annual increase is \$7 based on a 465 square metre lot.



3. Rate-Supported Operating Budgets Building, Planning and Development Engineering

\$ in millions	Building	Planning	Development Engineering
Revenues	\$2.4	\$1.8	\$0.6
Expenditures			
Expenditures	2.5	1.6	0.3
Support Costs	0.7	0.6	0.1
Reserves	(0.8)	(0.4)	0.2
Total Expenditures	\$2.4	\$1.8	\$0.6
Net	-	-	-

- A report on 2025 Fees & Charges will be brought forward to the November 11th Committee of the Whole (CoW) meeting.



4. Next Steps

Date	Meeting	Item
November 11	CoW *	Tax-supported operating budget Fees and charges
December 2	CoW *	Presentation of the draft budgets
December 9	Council	Approval of the 2025 budget



* CoW – Committee of the Whole