

YORK PRIDE. CA

Parade / Vendor Package

York Pride 2024

**Improve your
experience with**

Safety info, maps, arrival and
departure details, parking, etc.

always shine bright on pride day!



CONTENT

About us	04
York Pride boiler plate	

Safety first!	05
It starts with you	

Parade check-in zones	06-08
Access points for parade groups	

Parade / vendor Parking	09
Free Parking all day long	

Parade group arrival, staging, destaging	10-13
Study the facts and become a parade know-it-all	

Parade terms & conditions	14
Please review these rules	

Vendor arrival	15
Road map for entry of festival grounds	

Pride on Riverwalk vendor info	16-17
Instructions and answers to FAQs	

Pride on Riverwalk site map	18
A glimpse of the event site - your spot will be marked onsite	

The picture says it all	19
Why we do what we do	

WHATS THE BUZZ? **WHO WE ARE**



York Pride, a cornerstone of Ontario's regional pride scene since its inception in 2001, beckons guests to the vibrant heart of Newmarket, a mere 30-minute journey from Toronto. Powered by a dynamic team of community volunteers, York Pride is more than an event—it's a beacon of inclusivity and belonging. Rooted in the belief that diversity fuels human connection, we stand united to celebrate inclusion, safety, and love. Through thoughtfully curated annual programming, York Pride fosters a culture of respect, openness, and understanding, inviting all to join us in embracing the rich tapestry of our community.

Follow our socials

@yorkprideca or visit: yorkpride.ca

#yorkpride #pride2024 #loveyr

HEY YOUUU!

WE ALL HAVE A ROLE TO PLAY – UNDERSTAND YOURS.

Every group must understand its responsibilities as participants to ensure a fun and safe Pride experience. This ensures everyone is aligned and equipped to mitigate risks effectively. Please thoroughly review this document.

Respect our volunteers:

- Listen and follow directions from volunteers.
- Be patient and kind.

Arrivals & departures:

- Arrive on time as scheduled.
- Vendors stay until the designated departure time.
- Follow traffic management plans.

Location / permits:

- Bring the group's parade or vendor permit for check-in.
- Follow instructions for load-in.
- Display permits as instructed.

Do:

- Review parade terms and conditions. (<https://yorkpride.ca/paradepolicy>)
- Bring permits, water, and sunscreen/coat.
- Maintain energy and smiles for the guests and cameras.
- Tag @yorkprideca in social media posts.
- Use correct event names.

Don't:

- Bring unregistered vehicles to the staging area.
- Avoid protests and stay safe. (IGNORE)
- Use correct event names on social media.

PARADE PARTICIPANTS

CHECK-IN TIMES

Large vehicles (trucks, trailers, buses, etc)

PERMIT CODE: HV

Heavy vehicles (HV)

Arrive: 1 PM

Enter parade route traveling south on Main St to Davis Dr and cross the intersection moving southbound directly in the parade staging zone (HV PERMITS ONLY). Use hazard lights and leave them on until you are directed to your parade spot, once you are fully parked you may turn them off. Please drive forward to the check-in spot. This will help to reduce east/west bound traffic impact on Davis Dr.



NO LEFT OR RIGHT TURNS
ONTO MAIN ST FROM DAVIS DR

Small vehicles

PERMIT CODE: SV

Small vehicles (SV)

Arrive: 1 PM

Enter parade route VIA Superior St and Davis Dr making a right turn directly in the parade staging zone. Please drive forward to the check-in spot. This will help to reduce east/west bound traffic impact on Davis

Dr. **Drivers must stay around their vehicles, should they need to be moved.** Use hazard lights and leave them on until you are directed to your parade spot, once you are fully parked you may turn them off.



Marchers

PERMIT CODE: M

Marchers (M)

Arrive: 2 PM

The person responsible for the group is to check in at the tent at Mercato on Main. Located at 47 Main St, Newmarket, ON L3Y 3Y3.

Your group is to arrive at your designated permit spot. It is the responsibility of the person in charge of your group to share the correct information to their marchers. Marchers are to meet at the spot given to your group.



PARADE PARK & GO

Southlake Hospital has generously donated free parking all day. Parade participants, vendors and invited guests of groups are to park here.



GROUP ARRIVAL



Park at Parade Park & Go

56 Charles St Newmarket, ON L3Y 1S7 (**free parking all weekend**)



Walk to Main St & Ontario St

Only the person responsible for your group is to check-in



Meet at your permit spot

The person responsible for your group is to remain at your marching spot to welcome additional members of their group and direct them to the correct spot.



Stay in your space, until directed to move!

By 2:45 PM all groups should have all marchers able and ready to start to merge. Washroom breaks, walking around and food should be finished by now. Groups that are not in their designated spaces will receive only one warning, next warning will be an automatic penalty for participation next year.



Merge and march!

- Please follow the directions of our safety marshals.
- Maintain 28' gap of the group in-front
- 3 KM speed for walkers/vehicles on the route.
- Always smile for the camera!
- Be safe and have fun!

PARADE STAGING

Your Staging Area

Space has been reserved for your contingent based on the number of vehicles and estimated number of participants that you provided when you registered. If you believe that insufficient space has been reserved for your vehicle(s) and/or participants, please contact us immediately.

Parade load-in closes at 2:30 PM

Parade load-in will close at 2:30 PM. After this time, marchers and vehicles will no longer be allowed in the the staging areas. Please arrive on time.

PARADE ROUTE

Parade speed limit 3 km max

Maintain this speed at all times and please ensure 28' of space from the group in front (roughly two vehicle lengths).

Sampling

You are not allowed to throw items into the crowd ever. Non-food items can be handed out, please hand out items nicely. (avoid nuts, citrus, fish products)

Group size

You are allowed up to 100 people in your group. Any number over this will require you to contact support@yorkpride.ca

Pride flag etiquette

The proper way to display the pride flag is red at the TOP and purple at the BOTTOM, displaying it wrong can be seen as disrespectful. Please do not tape flags to vehicles, keep them in your hand, on a pole, etc



PARADE DESTAGING ZONE (VEHICLES ONLY)

MARCHERS WILL TURN LEFT AT TIMOTHY



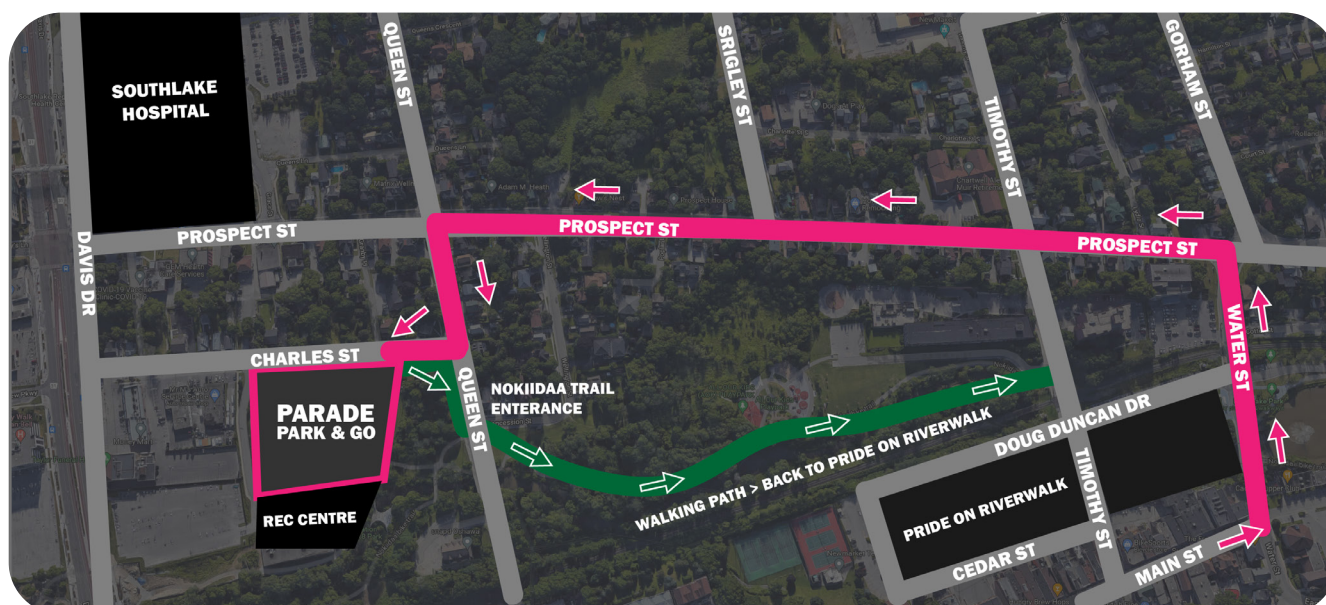
After the parade finishes at Main St and Timothy St, marchers will turn left onto Timothy St, heading east towards Pride on Riverwalk. Vehicles continue southbound on Main St towards Water St, following signs for Parade Park & Go and police guidance.

Vehicles dropping off riders can briefly stop on the right-hand side of Main St after Timothy St. Vehicles not stopping should pass and turn left at the traffic lights onto Water St, then left onto Prospect St, and left again at Queen St. Turn right onto Charles St, then left into Parade Park & Go.

Drive slowly, follow signals from volunteers, watch for marchers crossing, and obey directions from police or volunteers when merging into regular traffic at the bottom of Main St.

Traffic Plan!

please follow parade park & go signage



PARADE TERMS AND CONDITIONS

Visit...
yorkpride.ca/paradepolicy



VENDOR
ARRIVALS (BOTH DAYS)

	FRIDAY		SATURDAY	
	LOAD IN	LOAD OUT	LOAD IN	LOAD OUT
Food & Beverage	12 PM	10 PM	N/A	10 PM
Commercial Enterprise	2 PM	10 PM	7 AM	10 PM
Young Entrepreneur/ Small Businesses	3 PM	10 PM	8 AM	10 PM
Community Fair	4:45 PM	9 PM	9 AM	5 PM

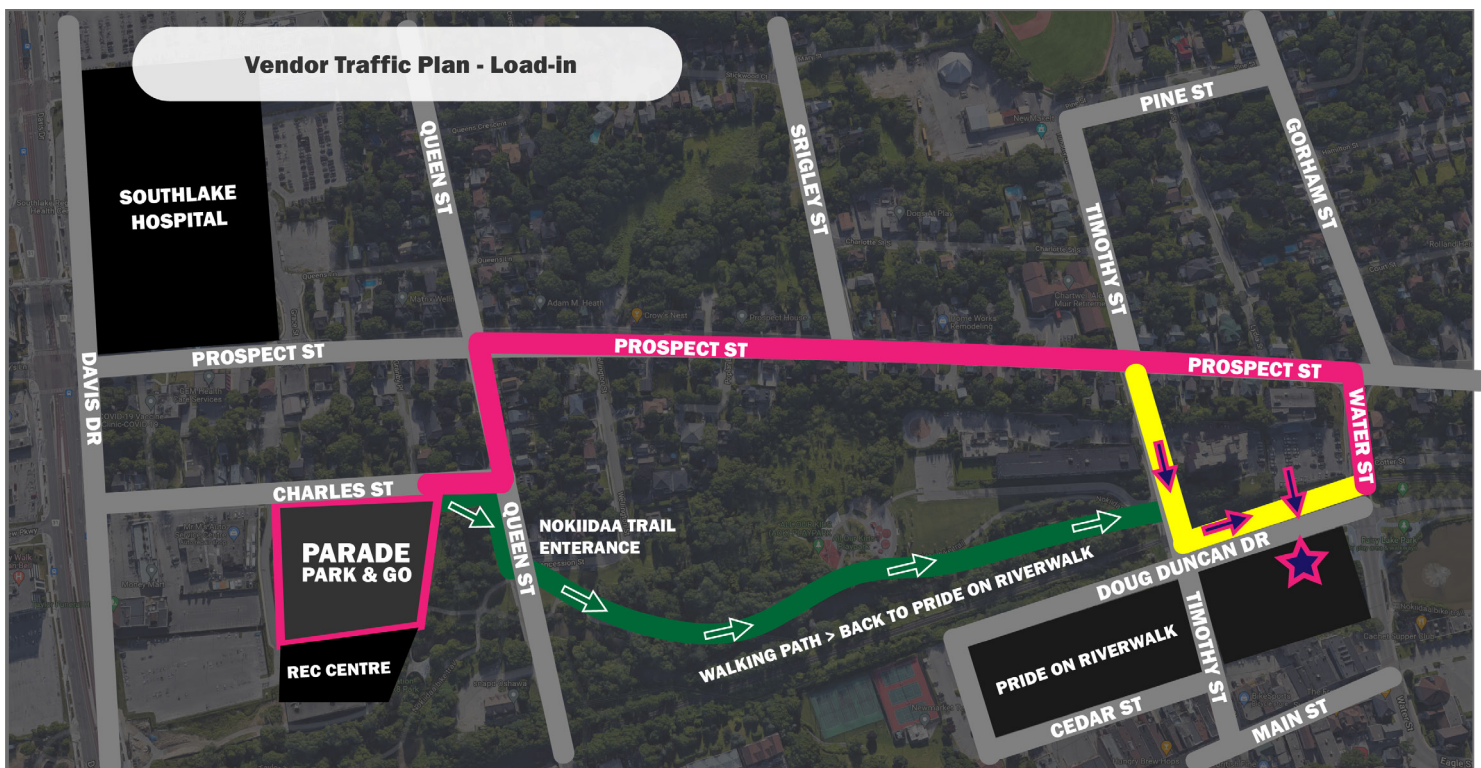
These times could be subject to change, notice will be given



PRIDE ON RIVERWALK

200 DOUG DUNCAN DRIVE, NEMARKET

Enter festival grounds from Prospect St and Timothy St (yellow line). Go west on Timothy St, then turn left on Doug Duncan Dr. Look for the check-in spot to drop off items and park temporarily for booth setup. You'll be directed to your booth space. Off-loading parking is limited to 15 minutes.



PRIDE ON RIVERWALK IMPORTANT INFO

- You must bring your own tent, table, and chairs
- There is no access to power unless, you're a young entrepreneur, small business, commercial enterprise, sponsor, etc.
- Please stay within your 10x10 space, no signs or a-frames can block the sidewalk at any time
- Please ensure you have weights for your tent for each of the four corners (weighting fee will be charged to your group should you not have weights, no staking is allowed due to irrigation system)

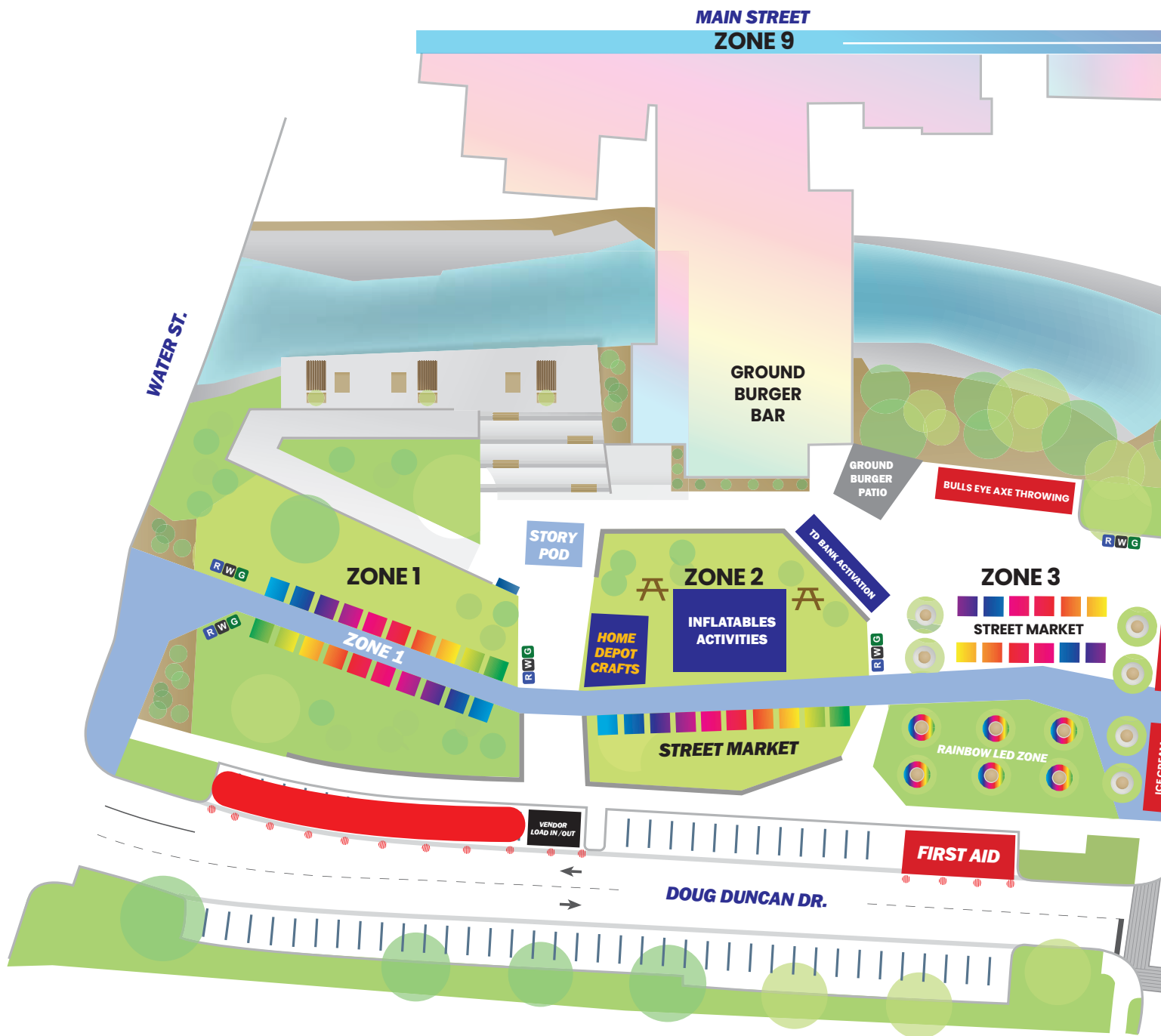


- Groups must be setup and ready to engage with guests at event start time
- All groups must follow strike times outlined in this document. Groups that leave before then may be rejected during their registration process in 2025. Please respect the schedule and plan accordingly.
- We work hard to keep crowds, packing up early regardless of crowds, implies the event is over to guests arriving
- Take lots of pictures and videos and tag @yorkprideca

Got more questions?

support@yorkpride.ca

PRIDE ON RIVERWALK MAP



PRIDE ON RIVERWALK 2024 DRAFT

MAP NOT TO SCALE

LEGEND

ZONE 1 COMMUNITY FAIR (CFZ1)

ZONE 2 INTERACTIVE (IZ2)

ZONE 3 STREET MARKET (SMZ3)

ZONE 4 BACKSTAGE (BSZ4)

ZONE 5 ENTERTAINMENT (EZ5)

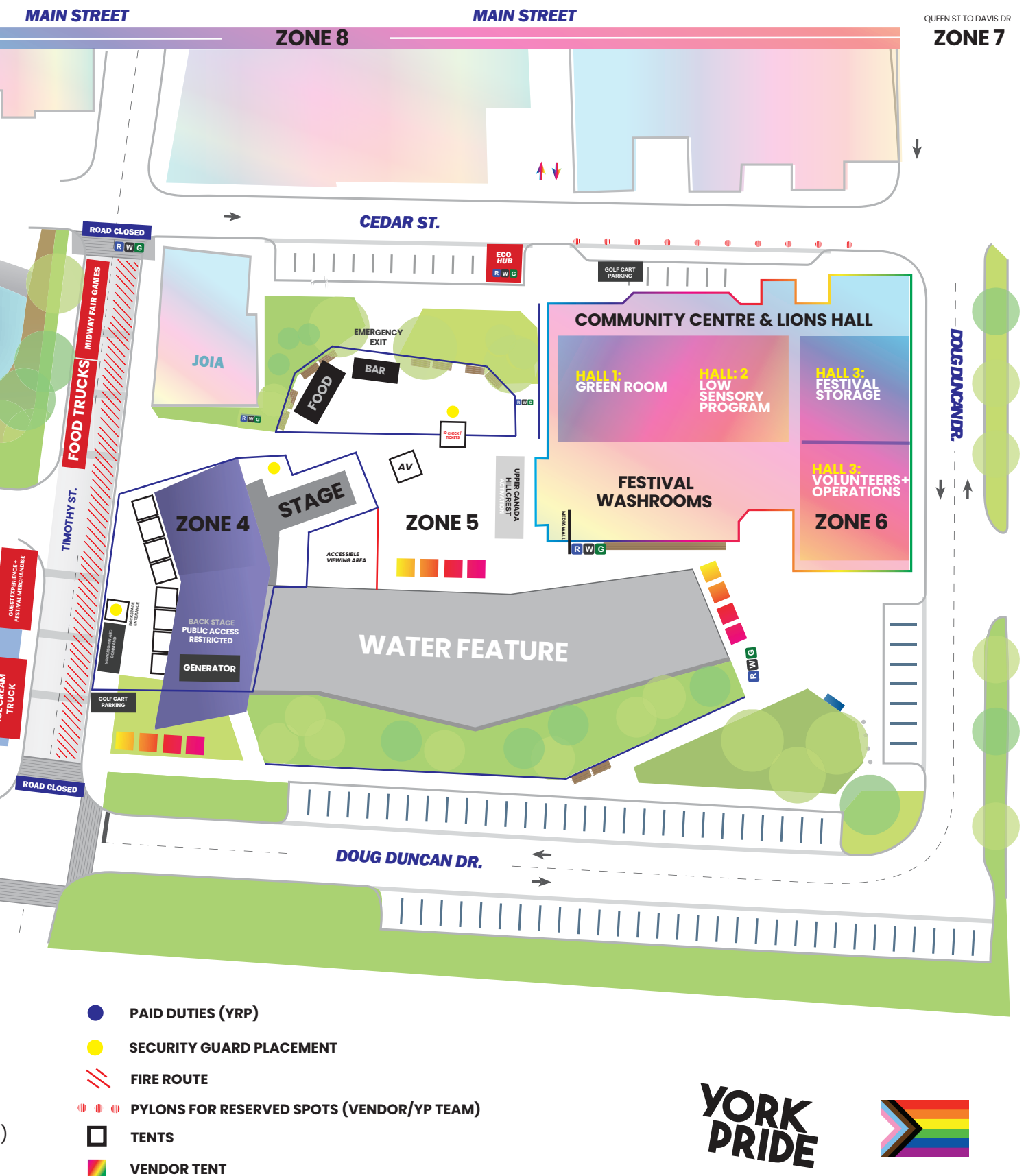
ZONE 6 OPERATIONS (OPSZ6)

ZONE 7 PARADE STAGING (PSZ7)

ZONE 8 PARADE ROUTE (PRZ2)

ZONE 9 PARADE DESTAGING (PDZ9)

ZONE 10 PARADE PARK & GO (PGZ10)





THE PICTURE SAYS IT ALL!

Step into a meaningful moment caught on camera at the festival; these are crafted through the creative and talented people like yourselves who inspire and delight our guests, their families, and friends. Experience the magic of genuine human connection as we celebrate the two-day festival.

Don't forget to create unforgettable experiences that touch hearts and minds, drawing people closer and breaking down barriers. Through these meaningful connections, we aim to reach new audiences and foster a community where discrimination has no place.

Go above and beyond to connect!

Thank you

Without you, our festival would not be as awesome as it is. Keep up the great work everyone!

Making York Region the ultimate destination
for 2SLGBTQ+ experiences

